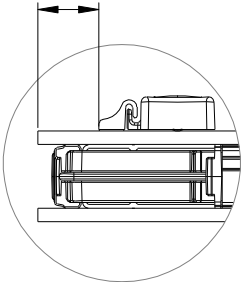




# CAD Drawings - Tilt only




5/8"



Detail A  
Scale=5:1

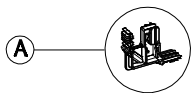
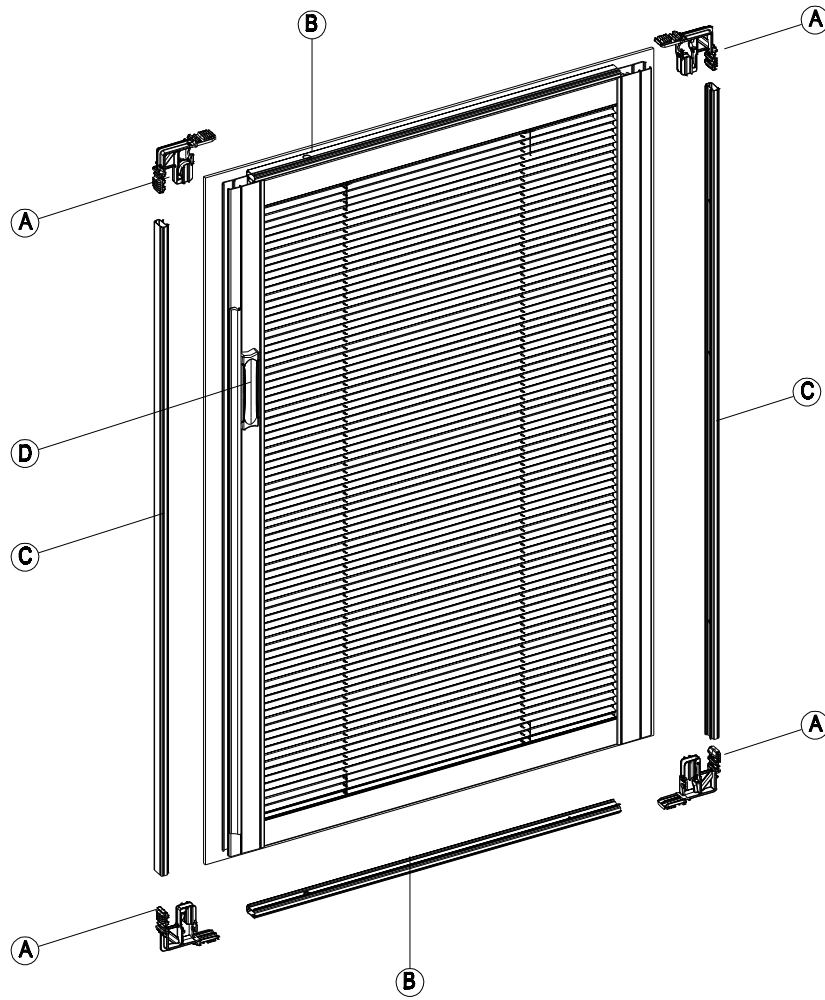


Front Iso View

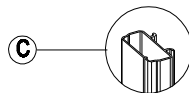


Back Iso View

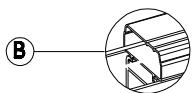
	DRAWN BY Frankton	2016-12-23	DESCRIPTION: 1 Face Side Tilt Only
	ENG APP DA APP		
THIS DRAWING IS THE PROPERTY OF SGL. IT IS TO BE USED ONLY FOR THE PROJECT AND SITE SPECIFICALLY IDENTIFIED HEREON. ANY REUSE OR REPRODUCTION WITHOUT THE WRITTEN PERMISSION OF SGL IS STRICTLY PROHIBITED.	CRITICAL DIMENSIONS CONTROL DIMENSIONS	2 1 2 1	3D FILE NAME
IMPERIAL UNITS 2000 ± 10 100 ± 20 10 ± 50	ANGLE TOL. ± 50° DRAFT TOL. +.25 / - .30		SIZE DWG-NET SC= 1:10 SHEET 1 OF 2 REV. A
THIRD ANGLE PROJECTION			FILE PRINTED: 3/14/2011



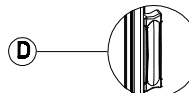
**Corner Key**



**Side Spacer**



**Headrail**



**Left Tilt Operator**

	DRAWN BY: <b>Franklin</b> 2018-12-28 ENG APP: _____ DA APP: _____	DESCRIPTION: <b>1 Face Side Tilt Only</b>	FILE PRINTED: 03/14/2011
	CRITICAL DIMENSIONS: $\frac{\Delta}{2}$ $\frac{10}{17}$ CENTRAL DIMENSIONS: $\frac{\Delta}{2}$ $\frac{10}{17}$	3D FILE NAME: _____	
	IMPERIAL UNITS 000 ± .10 ANGLE TOL: ± .50° .00 ± .20 DRAFT TOL: ± .25° 0 ± .50 DRAFT TOL: ± .00°	SIZE: T1W16 N1L SHEET 2 OF 2 REV: A	
	THIRD ANGLE PROJECTION		